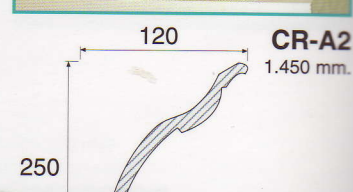

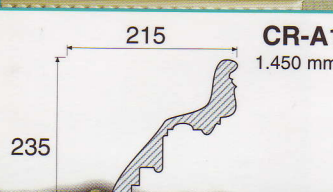
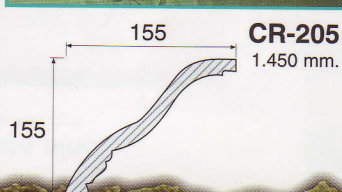

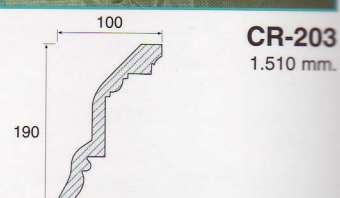
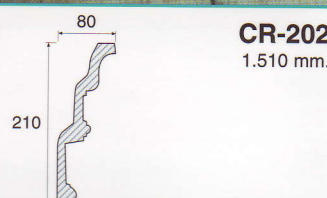

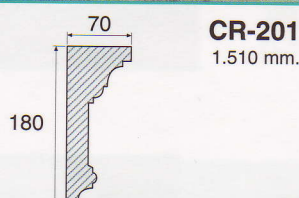
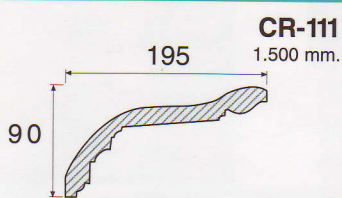
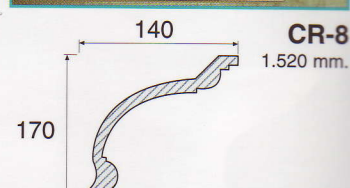
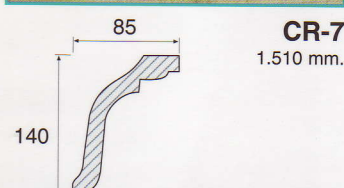
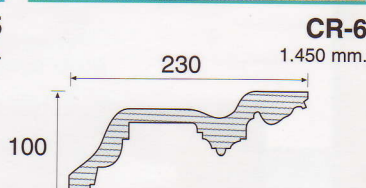

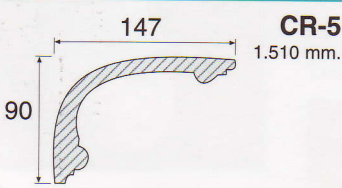
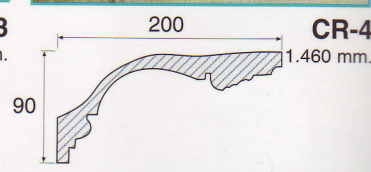
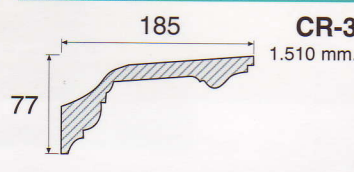
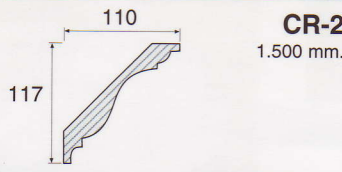

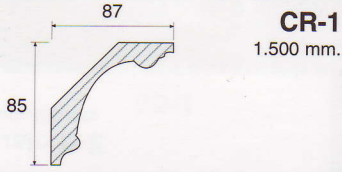



Cornisas




Cornisas




Luz indirecta 1
1.200 mm.
140
80




CR-A3
1.510 mm.
162
110



CR-31 A
1.300 mm.
210
90




CR-25
1.510 mm.
150
77



CR-20-I
1.510 mm.
90
90




CR-21-I
1.510 mm.
90
90




CR-22-I
1.510 mm.
90
90




CR-23-I
1.510 mm.
90
90




Luz indirecta 2
1.250 mm.
ESCOCIA
220
LUZ INDIRECTA
174
82
200




CR-28-I
1.510 mm.
90
90



CR-110
1.500 mm.
99
99



CR-29-I
1.510 mm.
90
90



Cornisas

